



# Mack-6003


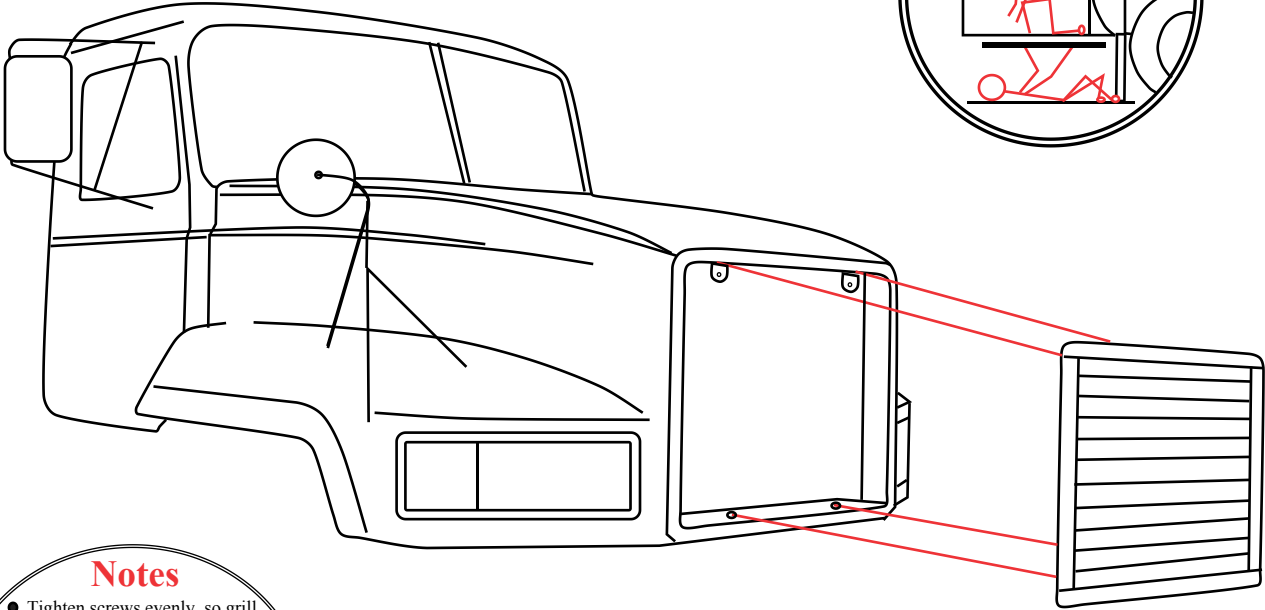
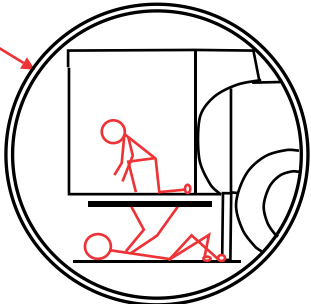
**Step 1**  
Remove original grill from the truck.



**Step 2**  
Installation requires two people.  
Insert all screws into original holes.








**Step 3**  
You are finished! Clean with windex.

**Notes**

- Tighten screws evenly, so grill is centered.
- Take complete safety precautions prior to installing grill with open hood.



Bolt Kit			
	QTY: 4	Threaded Rod Low Carbon Zinc Plated Fine Thread	1/4 - 20 x 2"
	QTY: 4	Fender Washers Zinc	5/16 x 1 1/2
	QTY: 8	Hex Nuts	1/4 x 20
	QTY: 4	Neoprene Spring Rubber Tube	1" x 3/4